

Student Login to Google Classroom



Once you receive the code to join a class:

1. Go to the following website:

<http://classroom.google.com>

2. Sign into your YCDSBK12 Google account, by typing

- a. **Username:** joefresh18@ycdsbk12.ca

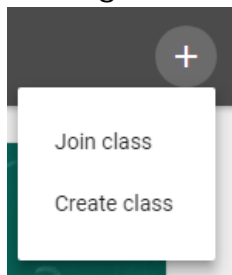
- b. **Passcode:** (capital) letter of first name + (lowercase) letter of lastname + student ID number


Example Student Name: Joe Fresh


Example Username: joefresh18@ycdsbk12.ca

Example Passcode: Jf1025523

3. On the Google Classroom Home Page, click +



4. Select Join Class & enter the following Class Code: . Click Join Class.



5. You now will be entered into the class and will be able to view the "2018 OSSLT Mock Test" classroom.